
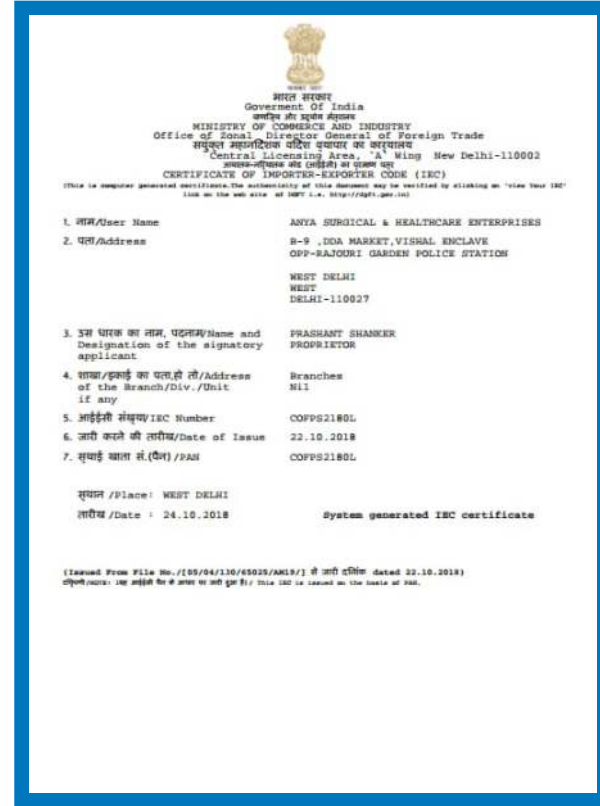




Manufacturer & Importer of Hospital Furniture & Equipments



Healing Hands  
Caring Hearts



ICU BED	1
FOWLER BED	3
SEMI FOWLER BED	4
PLAIN BED/ ATTENDENT BED	5
BEDSIDE LOCKERS & SIDE SCREENS	6
ATTENDENT BED CUM CHAIR/ MATTRESS	7
DELIVERY BEDS & TABLES	8
OT TABLE DELUXE & C ARM	9
LED OT LIGHT	10
OVERBED TABLE & CRASH CARTS	11
EMERGENCY RECOVERY TROLLEY & CYLINDER TROLLEY	12
EXAMINATION COUCH & MONITOR TROLLEY	13
LINEN TROLLEY & AUTOCLAVE	14
INSTRUMENT TROLLEY & LED X RAY VIEW BOX	15
REVOLVING STOOL & FOOT STEPS	16
SUCTION MACHINE & SCRUB STATION	17
WHEEL CHAIR & IV STAND	18
INFANT BABY WARMER & PHOTO THERAPY	19
MEDICINE TROLLEY & DRESSING DURMS	20
STRETCHER & MAYO TROLLEY	21
PEDIATRIC BED / BASIN STAND BABY CRADLE & KICK BUCKET	22
INSTRUMENT CABINET DIALYSIS / BLOOD COLLECTION CHAIR	23
BIO MEDICAL WASTE BIN / WAITING CHAIR / AMBULANCE &	24
SCOOP STRETCHER	



AS 105 ICU ELECTRIC BED



105 (A)



105 (B)



105 (C)

DESCRIPTION

- Advance Linear Actuator system [04 Pcs Motor, 01 Pc Control Box, 01 Pc Handset, 01 Pc Nurse
- Control System(ACP)].
- Four Pieces individual side rails, ABS Moulded.
- Heavy ABS Head and Foot panel with locking and corner buffer .
- Frame work made of Rectangular M.S. Tube
- 4 section top made up of Oval perforated CRCA MS Sheet.
- Bed Mounted on 5" Dia Castor.
- Holder for Urine bag.
- S.S. Telescopic IV Rod with 4 Locations
- Overall Approx Size: 2090L x 910W x 460-700H MM.
- Finish: Pre treated & Epoxy Powder Coated
- Positions obtained by hand Remote :
  1. Hi-Low
  2. Backrest Elevation
  3. Kneerest elevation
  4. Trendlenburg / Reverse Trendlenburg

ICU BED MECHANICAL AS 106



106 (A)



106 (B)



106 (C)

DESCRIPTION

- Four Pieces individual side rails, ABS Moulded.
- ABS Moulded Head and Foot panel with locking and corner buffer.
- Frame work made of Rectangular M.S. Tube
- 4 section top made up of Oval perforated CRCA MS Sheet.
- Bed Mounted on 5" Dia Castor. 2 with brakes.
- Holder for Urine bag.
- S.S. Telescopic IV Rod with 4 Locations
- Overall Approx Size: 2090L x 910W x 460-700H MM.
- Finish: Pretreated & Epoxy Powder Coated
- Positions obtained by Smooth Crank System with foldable andles:
  1. Hi-Low
  2. Backrest elevation
  3. Kneerest elevation
  4. Trendlenburg / Reverse trendlenburg

FOWLER BED

SEMI FOWLER BED

AS 107 HOSPITAL FOWLER BED



107 (A)



107 (B)



107 (C)

DESCRIPTION

- ABS Moulded Head and Foot panel.
  - Frame work made of Rectangular M.S. Tube
  - 4 section top made up of Oval perforated CRCA MS Sheet.
  - Bed Mounted on 4" Dia Castor. 2 with brakes.
  - Holder for Urine bag.
  - Four Location for IV Rod.
  - Overall Approx Size: 2090L x 910W x 600H MM.
- Finish: Pretreated & Epoxy Powder Coated
  - Positions obtained by Smooth Crank System with foldable handles:
    1. Backrest elevation
    2. Kneerest elevation

HOSPITAL SEMI FOWLER BED AS 108



108 (A)



108 (B)



108 (C)

DESCRIPTION

- Frame work made of Rectangular M.S. Tube
- 2 Section Top made of perforated M.S. Sheet.
- Back Rest Section, manoeuvred by Screw Handle from Foot End
- ABS moulded. Head & Foot Panels.
- Location for Four I.V. Rod.
- Overall Size: 206L x 90W x 60H cms.
- Finish: Epoxy Powder Coated.



# PLAIN BED/ ATTENDENT BED

## AS 109 HOSPITAL PLAIN BED

### DESCRIPTION

- Frame work made of Rectangular / Square M.S. Tube
- Top made of perforated CRCA MS sheet.
- Tubular Head & Foot Bows of unequal height.
- Location for Four I.V. Rod.
- Overall Size: 206L x 90W x 60H cms.
- Finish: Epoxy Powder Coated.



## AS 110 ATTENDENT BED

### DESCRIPTION

- Frame work made of rectangular / square M.S. Tube.
- 5 Cm Foam Padded top covered with rexine.
- Legs fitted with PVC stumps.
- Overall Size: 180L x 60W x 46H cms.
- Finish : Epoxy Powder Coated.



# BEDSIDE LOCKERS & SIDE SCREENS

## BEDSIDE LOCKERS AS 111

### DESCRIPTION

- Overall Size : 16"L x 16"W x 32"H.
- CRCA sheet constructions. Having one Box and one drawer
- S. S. Top with three Sides raise edges
- Finish : Pretreated and Epoxy Powder coated.



### DESCRIPTION

- Overall Size : 66"H x 96"L.
- Tubular frame work mounted on 5 cms castors. With curtains.
- Finish : Stainless Steel Finishing.



## BEDSIDE SCREEN AS 112

# ATTENDENT BED CUM CHAIR/ MATTRESS

## AS 113 ATTENDENT BED CUM CHAIR

### DESCRIPTION

- Frame work made of rectangular / square M.S. Tube.
- 5 Cm Foam Padded top covered with rexine.
- Legs fitted with PVC stumps.
- Overall Size: 180L x 60W x 46H cms.
- Finish : Epoxy Powder Coated.



113 (A)



113 (B)


## AS 114 HOSPITAL MATTRESS

### DESCRIPTION

- 10CMS thick, 32/40 density foam mattress covered with rexine closed with zip at one end.
- A-Single Mattress for plain beds.
- B-Two section mattress for Semi-Fowler beds
- C-Four section mattress for Fowler/I.C.U. Beds.




ICU MATTRESS  
114 (A)



FOWLER MATTRESS  
114 (B)



SEMI FOWLER MATTRESS  
114 (C)



PLAIN MATTRESS  
114 (D)

# DELIVERY BEDS & TABLES

## AS 115 ELECTRIC DELIVERY BEDS

### DESCRIPTION

- Overall Size: 1981mm x 965 mm / 78 x 38 (L x W) (Bed when fully extended)
- Mattress Platform: 1880 mm x 660 mm / 74 x 26 (L x W)
- Minimum Height: 673 mm 26.5
- Maximum Height: 952 mm. 37.5
- Three section top made of laminated board
- User friendly handset for electrically adjustments of backrest, height and trendelenburg / Reverse trendelenburg.
- Leg section can be telescoped under backrest for lithotomic positions
- Easily removable ABS moulded head boards
- Split away type ABS moduled safety side rail on each side can be easy lowered to aid in both routine and emergency nursing tasks
- Stainless Steel bearing down supports with hand grip
- A pair of upholstered lithotomic crutches mounted on stainless steel rods
- 125 MM Central locking castors



- Stainless Steel telescopic I.V. pole
- Stainless Steel Tray
- Three Section mattress
- All mild steel parts are pre-treated and powder coated finish

## AS 116 OBSTETRIC DELIVERY TABLES

### DESCRIPTION

- Approx. Dimensions: 72"L x 27"W x 24"-32"H.
- Overall Size: 1879 mm x 711 mm / 74 x 28 (L x W) (Bed when fully extended)
- Mattress Platform: 1828 mm x 660 mm / 72 x 26 (L x W)
- Minimum Height: 660 mm 26
- Maximum Height: 914 mm. 36
- Three section top made of laminated board
- Trendlenburg / Reverse trendelenburg adjustments through crank mechanism
- Height Adjustment through high quality hydraulic pump
- Leg section can be telescoped under backrest for lithotomic positions
- Swing away type Stainless steel safety side rail on three side can be easy lowered to aid in both routine and emergency nursing tasks
- Stainless Steel bearing down supports with hand grip
- A pair of upholstered lithotomic crutches mounted on stainless steel rods
- 125 MM Diagonal locking castors
- Stainless Steel telescopic I.V. pole
- Stainless Steel Tray
- Three Section mattress
- All mild steel parts are pre-treated and powder coated finish



116 (A)



116 (B)



# OT TABLE DELUXE & C ARM

# LED OT LIGHT


AS 117 OT TABLE



117 (A)



117 (B)



117 (C)

## DESCRIPTION

- Six Section table top allow ease and comfort for surgical positions.
- Radio-translucent top provides easy convince for x-ray procedures.
- Center pillar with sliding top for maximum coverage of C-Arm machine.
- Base & column covered with 304G Stainless steel top to ensure high durability hygiene for the operation room.
- Imported gas spring assisted head section leg section & Backrest.
- Split type leg section.
- Memory foam mattress.
- Central locking Castors.

### Electrical Movement

- Hi-Low
- Trendlenburg /Revers Trendlenburg
- Lateral tilt
- Flex/Reflex

### Mechanical Movements

- Back plate up/down
- Head section up/down
- Leg plate
- Kidney bridge
- Central locking castors

LED OT LIGHT AS 118



118 (A)



118 (B)



118 (C)

## DESCRIPTION

- Max. Light Intensity at 1m (lux) :- 160,000
- No. of LED's :- 30
- LED's Life time :- >40,000
- Dome diameter :- 600mm
- Colour Rendering Index (RA):- >96
- Colour temperature in kelvin :- 4900K
- Focus Adjustment :- Adjustable manually
- Control on dome:- Digital
- Light field diameter :- 150 or more
- Input Voltage :- AC 220 ~ 230V / 50-60 Hz

# OVERBED TABLE & CRASH CARTS

# EMERGENCY RECOVERY TROLLEY & CYLINDER TROLLEY

## AS 119 OVERBED TABLE

### DESCRIPTION

- Rectangular frame work mounted on 5 cms castors
- 30" x 16" laminated/ Memberane pressed top adjustable by Pnumatic gas spring.
- Finish : Pre-treated and Epoxy Powder Coated.



## AS 120 CRASH CART

### DESCRIPTION

- Overall approx size: 940mm Lx490mm Wx1535mm H.
- Six coloured removable bins and two polystyrene lockable storage units with three drawers have each.
- The top drawers have containers of different size.
- Four swivel castors, 125 mm dia., two with brake.
- Complete with corner buffers, powder coated oxygen cylinder holder, S.S IV rod , S.S. shelves, cardiac massage board and electric lamp
- S.S. tubular frame.





## EMERGENCY RECOVERY TROLLEY

## AS 121

### DESCRIPTION

- Two section top
- Height adjusted by foot operated imported hydraulic pump from 660 mm to 910 mm
- Gas spring assisted Trendelenburg/Reverse Trendelenburg positions
- Complete with corner buffers, synthetic rubber covered handles, sliding X-ray cassette, accessories tray, oxygen cylinder holder, SS telescopic IV rod and swing away SS side rails
- Pretreated and powder coated
- Four imported swivel castors, 15cms dia, two with total lock
- X-ray Permeable removable stretcher, backrest raised on ratchet
- Overall approx size: 210L x 65W x 65-95H



121 (A)

## CYLINDER TROLLEY

## AS 122

### DESCRIPTION

- Over all Size : 12" x 12" x 20"
- Tubular frame work.
- Two 10 cms castors.
- M. S. sheet base plate.
- Finish : Pre-treated and Epoxy powder coated finish
- Available in 2 sizes:
  - ◆ A-For small cylinder
  - ◆ B-For large cylinder





# EXAMINATION COUCH & MONITOR TROLLEY

## AS 123 EXAMINATION COUCH

### DESCRIPTION

- Overall Approx size:187L x 51W x 81H.
- Adjustable backrest by gas spring system.
- Two section Foam padded, upholstered top.
- Provided with three Drawers and three Cabinets.
- Tray for B.P. Apparatus provided near head rest.
- Finish : Pre treated & Epoxy Powder Coated.



123 (A)



123 (B)



123 (C)

## AS 124 MONITOR TROLLEY

### DESCRIPTION

- Overall approx. size: 800mm L x 600mm W x 1408mm H.
- Suitable for keeping monitor, light source, camera unit, VCR, printer, stabilizer etc.
- Five M.S. shelves
- Other four shelves with SS rails which can be adjusted at desire height in between top shelf and drawer.
- MS drawer at bottom
- M.S. base fitted with four swivel castors, 125 mm dia.; two with brake
- The trolley is provided with a socket to receive 5/15 Amp - 230 V A/C 3-pin plugs. Two inputs each with safety fuse and switch, one exclusive for one output and other with 6 output connections. Each output has "power ON/OFF" switch
- Trolley has two S.S. handles, S.S. IV rod and gas cylinder cage
- Cylinder cage in the rear
- Finish : Pre-treated & epoxy powder coated



124 (A)



124 (B)



124 (C)

# LINEN TROLLEY & AUTOCLAVE

## LINEN TROLLEY AS 125

### DESCRIPTION

- Push handle at one end.
- Frame work of CRC tube mounted on 10cms castors
- Superior quality plastic bucket.
- Pre-treated & Epoxy powder coated / Stainless Steel Frame



125 (B)



125 (A)

## AS 126 AUTOCLAVE

### DESCRIPTION

High pressure water steam electrically heated vertical sterilizer used for sterilizing of surgical instruments, Dressing materials, Linen, Rubber, Plastic material, Injection liquids by means of steam under pressure of 15 to 20 PSI. Steam jacket made of thick stainless steel jacket made of thick stainless steel jacket. All sterilizers are hydraulically tested upto 2.5 times of working pressure. Outer chamber made of stainless steel reinforced with M.S. Sheet Lid is made of thick stainless steel plate single piece and closed by wing nuts arrangement. Jointless neoprene gasket does not allow any leakage. Fitted with double safety valve, Water level indicator, water inlet and drain valves. Supplied complete with cord and plug but without dressing bins, To work on 220 volts Ac supply.



126 (B)



126 (A)

INSTRUMENT TROLLEY & LED X RAY VIEW BOX

AS 127 INSTRUMENT TROLLEY & DRESSING TROLLEY

DESCRIPTION

- Frame work of CRC tubes mounted on 7.5 cms castors.
- Two S.S. Shelves with three side railing on both shelf.
- Finish : Pre-treated and Epoxy powder coated frame.
- Knockdown Construction.
- Overall Size: 60 x 46x 81cms.
- Available in 3 Sizes :  
24" x 18" x 32"  
30" x 18" x 32"  
36" x 24" x 32"



127 (A)



127 (B)

AS 128 LED X RAY VIEW BOX

DESCRIPTION

- A. For one film
- B. For two Film



128 (B)



128 (A)

REVOLVING STOOL & FOOT STEPS

REVOLVING STOOL AS 129

DESCRIPTION

- M.S. Tubular four legs fitted on PVC stumps.
- S.S. Foot ring supports
- 18" to 27" adjustable height S.S. Top through screw.
- Finish : Pre-treated and Epoxy Powder Coated.



129 (A)



129 (B)



129 (C)



129 (D)



DESCRIPTION

- Overall approx step size: 505L x 305W mm.
- First step height 230 mm and second step size 450 mm.
- Step made of CRCA sheet fitted with aluminium tread flats by pop rivets.
- Frame made of 1" x 18G CRC tubes fitted with PVC stumps.
- Finish : Pre-treated & Epoxy powder coated.



130 (A)



130 (B)



FOOT STEPS AS 130



# SUCTION MACHINE & SCRUB STATION

## AS 131 SUCTION MACHINE

### DESCRIPTION

- Powder coated M.S. Chassis.
- Noise level of suction apparatus from is 50 dB +/-03 dB.
- Leakage current of suction units is less than 84 uA.
- Electrical requirement – 220 ~ 230V, 50Hz, 1 Phase.
- Ideal for MTP / medical / surgical procedures.
- Rotary Vane Type Vacuum Pump with – 740 +/- 10mm Hg.
- Free air displacement 40 ~ 60 ltrs / min.
- Heavy duty HN – 65 antistatic castors. 320 Watt, 1440 RPM, 0.50 H. P. Electric Motor.
- 100mm Vacuum Gauge.
- Non collapsible Silicon tubing.
- 2 x 2.0 Ltrs. Polycarbonate jars with overflow safety.
- Bacterial filter fitted on top.-



131 (A)

131 (B)

## AS 132 SCRUB STATION

### DESCRIPTION

Scrub Station wall mounted Scrub Station, made of heavy duty Stainless Steel 304 grade designed for splash-free usage without touching the taps soap dispensers directly with the handle.



132 (A)

132 (B)

# WHEEL CHAIR & IV STAND

## WHEELCHAIR AS 133

### DESCRIPTION

- \* □ □ □ □ has a length of 42" (106.7 cm), a height of 36" (91.4 cm), seat heights around 19.5" (49.5 cm), and a width of 25" (63.5 cm).
- \* □ □ □ □ are chairs with wheels designed to serve users that are unable to, or have difficulty with, walking due to injury, illness, or disability.



133 (A)



133 (B)



133 (C)

## IV STAND AS 134

### DESCRIPTION

- 5 Pronged base fitted with 5 cms dia castor.
- 12 mm S.S. Adjustable double hook I.V. Rod.
- To hold I.V.Rod at one fixed height by knob.
- A- Plastic Base with M.S./S.S. pipe.



134 (A)



134 (B)



134 (C)

# INFANT BABY WARMER & PHOTO THERAPY

## AS 135    INFANT BABY WARMER & PHOTO THERAPY

### DESCRIPTION


Advance micro processor controlled system with self check on the electronic circuitry Skin / Manual control.

Digital Display of Baby Temperature / Set Temperature. Manual / Servo two function control modes provide the clinician more flexibility while optimizing the thermal environment.

The Spacious baby bed incorporated easily drop down sides for maximum access to the baby.

The Control Panel is also the heart for a completely integrated alarm system with both audible and visual Indicators in the event of

- Probe Fail
- Skin High
- Skin Low
- Power Fail



135 (A)



135 (B)



135 (C)



135 (D)

# MEDICINE TROLLEY & DRESSING DURMS

## MEDICINE TROLLEY    AS 136

### DESCRIPTION

- Framework is made up of CRCA tubes mounted on 10 cm castors.
- Two SS shelves with three sides railing on top self and 4 side railing in lower self.
- Two drawers under each self.
- All metal components are pre treated and epoxy powder coated.
- Size : L 760 x W 460 x H 810 mm



136 (A)



136 (B)



136 (C)

### DESCRIPTION

Top quality sturdy drum crafted from heavy gauge stainless steel sheet. The drum and lid are drawn in a press without any joints. Locking is done by turning lid into the grooves.

## DRESSING DURMS    AS 137





STRETCHER & MAYO  
TROLLEY

AS 138 STRETCHER TROLLEY

DESCRIPTION

- Frame work of CRC tubes mounted on 15 cms castors.
- Removable stretchers top made of M.S.Sheet with chrome plated handle.
- Overall size 213 L x 56 W x 81 H cms.
- Finish : Pre-treated and Epoxy Powder coated without Mattress.



138 (A)



138 (B)



138 (C)

AS 139 MAYO TROLLEY

DESCRIPTION

- Overall Size : 76L x 46W x 81H cms.
- Tray size S. S. : 56L x 40W cms
- Rectangular CRC tubes mounted on 5 cms castors, height adjustable by side Knob.
- Finish : Pre-treated and Epoxy Powder Coated finish / Stainless Steel Frame.



139 (A)



139 (B)



139 (C)

PEDIATRIC BED / BASIN STAND  
BABY CRADLE & KICK BUCKET

PEDIATRIC BED & BABY CRADLE AS 140

DESCRIPTION

- Main frame of rectangular pipe
- Perforated CRCA sheet top.
- Tubular head & foot bows of equal height with vertical tube supports on PVC stumps.
- Drop down type safety side railings are provided.
- Size: 137L x 76W x 60H cms.
- Finish Pre-treated & Epoxy Powder Coating finish.



140 (A)



140 (B)



140 (C)



140 (D)

BASIN STAND & KICK BUCKET AS 141

DESCRIPTION

- Five Legs base mounted on 5 cms dia castors.
- With one approx 35 cms S. S. basin.
- Finish : Pre-treated and Epoxy Powder Coated Frame with Stainless Steel Basin.
- Approx.S.S. Bowl of 350 mm dia/ S.S. Bucket.
- Framework made of MS/SS tubes.
- Mounted on 75 mm castors.
- Pre-treated and Epoxy Powder coated / Stainless Steel Frame.



141 (A)



141 (B)



141 (C)



141 (D)

INSTRUMENT CABINET  
DIALYSIS / BLOOD  
COLLECTION CHAIR

AS 142 INSTRUMENT CABINET

DESCRIPTION

- Made form CRC sheet three side closed.
- Front glass door and glass shelves
- Finish : Pre treated & Epoxy powder coated.



142 (A)



142 (B)

AS 143 DIALYSIS / BLOOD COLLECTION CHAIR

DESCRIPTION

- Size : 1820 mm x 600 mm x 1820 mm
- Specific Use : For Dialysis
- Brand : Anya
- Country of Origin : Made in India
- Frame Material : Mild Steel
- Number Of Seat : 1



143 (A)



143 (B)



143 (C)

BIO MEDICAL WASTE BIN /  
WAITING CHAIR / AMBULANCE  
& SCOOP STRETCHER

BIO MEDICAL WASTE BIN AS 144

DESCRIPTION

The foot operated Bio Medical Waste Bins are specifically designed for controlling the cross infection possibilities in the places like hospitals and nursing homes. Made from quality material, these waste bins are segregated on the basis of colors for the easy division of waste. The bins are ideal for ward / theater and wherever the segregation of waste is required.



WAITING CHAIR AS 145

DESCRIPTION

- Waiting Chair  
Usage/Application : Hospital
- Seating Capacity : 3
- Color : Silver
- Material : Stainless Steel
- Surface Treatment : Chrome plated, SS, Powder coated



145 (A)



145 (B)

AMBULANCE & SCOOP STRETCHER AS 146

DESCRIPTION

- A – High Position: 1900 x 560 x 900mm
- B – Low position: 1900 x 560 x 280mm
- Load weight: upto 120Kg
- Product weight: 40 Kg
- Diameter of the castors: 125mm
- Applicable for various kind of hospitals, emergency centers, ambulances and battle fields.



146 (A)



146 (B)



146 (C)



# ABOUT US

**Anya Surgical & Health Care Enterprises** company is established with the aim of being the leading manufacturer and supplier of medical furniture, equipments & related accessories. We majorly cater our products to private and government hospitals as well as local and international market.

We are one of the fastest growing company in the field of manufacturing & exporting hospital furniture & equipments. Our company has been dedicated to the development of top quality medical products to provide better hospital furniture, equipments, accessories along with services. With a zest to offer the most innovative and user friendly hospital equipment, we at **ANYA** manufacture our range using the latest technology followed by intensive research and development. Catering to the most sensitive industry, where the end user's comfort and high levels of hygiene are of prime importance, we leave no stone unturned towards manufacturing a range, which offers complete satisfaction to our client's and end users as well. Our organization also has added facilities for packaging and warehousing, which ensures in dispatch of the hospital equipment at the final destinations. The products we offer are manufactured using best quality components and employing advanced technology at our modern manufacturing facility.

We value the custom of all our existing clients and seek to similarly satisfy the requirements of all potential customers - that is our number one promise.



**Manufacturer & Importer of Hospital Furniture & Equipments**

---

**Registered Office :**

DDA Market B-9, Rajouri Garden  
New Delhi -110027  
GSTIN/UIN: 07COFPS2180L1ZJ  
Mob.: +91 - 07669966992, 08130636508

**Factory Office :**

Surajpur Industrial Area, Site V, H-79,  
Greater Noida, U.P.  
Ph.: 0120 - 4325919  
0120 - 4519798